

Winnunga Nimmityjah Aboriginal Medical Service

# 2011-12 Annual Report





This year we have decided to present our annual report in a different way to what we have in the past. This year we make our clients, rather than our services, the heart of our annual report.

3786 different people have walked through our doors this year. Each one of them has a story, a family, a community and a reason for coming to Winnunga Nimmityjah Aboriginal Health Service. People come to us for different reasons. The starting point is trust. Our community trusts us to respond to their needs and we strive everyday to make sure that the trust is well placed.

# CONTENTS

Chair Person’s Report	2
Chief Executive Officer’s Report	2
Our Health Service	3
Mums and Bubs	5
Our Kids	7
Our Women	9
Our Men	11
Our Youth and Young Adults	13
Getting Healthy and Staying Healthy	15
Our Community	17
Current Services and Programs	19
The Stats	20
Financial Statments	21

# CHAIR PERSON'S REPORT



It is my pleasure to again present the annual report. 3,786 different people have walked through our doors this year. Each one of them has a story, a family, a community and a reason for coming to Winnunga Nimmityjah Aboriginal Health Service. People come to us for different reasons. The starting point is trust. Our community trusts us to respond to their needs and we strive everyday to make sure that the trust is well placed.

The Board continue to work with government and partner organisations to progress the aims and objectives of Winnunga. As Winnunga grows, so does its national leadership role. Winnunga accepts this increased responsibility and we are committed to ensuring that the necessary resources are in place that will ensure it can be provided. We have developed two strategies to achieve this:

1. Separate the roles of the ACT NACCHO affiliate from that of Winnunga as a holistic primary health care provider. Once funded we anticipate a two year transitional period; and
2. Establish a Regional Institute that will:
  - a. Provide support to ACCHOs in the areas of the ACT and surrounding NSW areas;
  - b. Enhance policy development and input at the local level;
  - c. Enhance the accreditation support provided to ACCHOs in the area;
  - d. Develop a local research strategy outside of ACT

We will be collaborating with our partner affiliate the AHMRC and other stakeholders in the development and implementation of these strategies and we look forward to this increased role.

Other priorities for the year include:

1. Open more locally based primary health care services in the ACT. We are working with the Commonwealth and ACT governments on funding opportunities.
2. Enhancing prison outreach services.
3. Expand the physical infrastructure of the clinical and social health areas of the health service.
4. Open a community based renal dialysis unit.

The client feedback on our services continues to demonstrate the high level of service being provided. I note in particular the uptake of the enhanced healthy lifestyle, smoking cessation and preventative activities. The enthusiasm with which community members have embraced these programs has overwhelmingly demonstrated their need and we will continue to develop these services in the coming year.

We are actively seeking a Senior Medical Officer and would expect to employ someone in this position in the coming months.

I would like to thank my fellow directors, Ethel Baxter, Lynette Goodwin, Alana Harris and Rod Little for their continued support and dedication. I also thank our outgoing director Bill Bashford for his work during his term in office.

Winnunga welcomes our new patrons, Annette Ellis, former MLC and Jon Stanhope, former Chief Minister Romlie Mokak CEO Australian Indigenous Doctors, Geoff Richardson FaCHSIA and of course Jim Snow, our long term Patron continues to be as committed as ever to Winnunga and he will provide valued support to the board and our new patrons.

As with every effective service, Winnunga would not be possible without the work of our highly skilled and dedicated staff and CEO. On behalf of the board of directors I thank each and every person working for Winnunga. We are always grateful for your work and for Julie Tongs' leadership and vision.

This year we have decided to present our annual report in a different way to what we have in the past. This year we make our clients, rather than our services, the heart of our annual report. We welcome your feedback.

We look forward to the year ahead and to implementing our plans. Thank you to all of our members, clients, the community and all stakeholders for your continued support.

Judy Harris OAM  
Chairperson

# CHIEF EXECUTIVE OFFICER'S REPORT



This has been a busy year for Winnunga and staff have remained as committed as ever to providing a high level of service to our clients and the community.

We have welcomed two new senior managers. Jim Demitriou is the Corporate Services Manager our new Social Health Team manager is Anne Marie Delboux.

Our client numbers have increased and we have delivered more services than ever before in every program of Winnunga, making this our busiest year on record. We require more clinical space and the Board and managers are actively seeking funding to do this. The ACT government has provided some funding which is a great start however the funds provided will not cover the costs of what we need. We are continuing to pursue this as a matter of urgency and will keep members, clients and the community informed on this.

Winnunga continues to play an important national role, providing input into policy development and lobbying for improvements in the way programs are designed, funded and implemented. We will continue to do this as we are committed to ensuring that every level of government and society understand that Aboriginal people are best positioned to determine how our health outcomes can be improved. We have held meetings with all levels of government including Katy Gallagher, Chief Minister, ACT; Warren Snowden, Federal Minister for Indigenous Health; ACT; Simon Corbell, Attorney-General ACT; Senator Gai Brockman and Senator Kate Lundy.

We are proud of our achievements in delivering best practice care to our clients in every area of the organisation. Winnunga remains one of the few Aboriginal Community Controlled health services with dual accreditation against the RACGP standards and the Quality Improvement Council Standards (QIC). We continue to strive to meet these rigorous standards and are due for re-accreditation against both sets of standards later this year. We are well prepared and confident of receiving re-accreditation. QIC is one of the most difficult accreditations to achieve and we continue to promote it on a national level as a framework for measuring best practice standards.

This year Winnunga provided in excess of 37,000 services to community members. I anticipate that next year this will top 40,000. Winnunga has come a long way since those

days at the Griffin Centre and we will continue to go from strength to strength with the support of our community, our members and our employees.

## Our key priority areas

### Health Service Priorities

1. Increase the available space for client service provision in clinical and social health services. We would also like to build a community room where community members could gather for various activities.
2. Improved chronic disease management and care co-ordination through greater uptake of screening programs, care plans and client education.
3. Expand our prevention activities such as the smoking cessation program, healthy lifestyle and health promotion program and screening, for example PAP smears. This program is very popular amongst clients and we look forward to obtaining funds to expand it.
4. Expand our early childhood program.
5. Expand and improve our substance use program in order that more people access this valuable service.
6. Enhance our social health and mental health services through expansion of the multidisciplinary team.
7. We are hoping to obtain funds for a community based renal dialysis unit.

I would again like to thank the board for their support of Winnunga and of me. Few people realise how hard directors work to keep an organisation like Winnunga growing. Their continuing tireless efforts are demonstrated in the strengths of our service.

To everyone who comes to us, trusting that we will provide you with the highest standard of care, thank you for giving us that trust and we will continue to ensure that it is well placed.

Julie Tongs OAM  
Chief Executive Officer  
**ACT Local Hero 2012**



» 3786 people were provided more than 37,000 services by Winnunga.

## OUR HEALTH SERVICE

Winnunga has continued to grow and the number of Aboriginal and Torres Strait Islander people coming to Winnunga, who are ACT residents, has increased by 48% since 2006.

Our public health initiatives mean that Winnunga has helped protect clients from serious consequences relating to threats such as the flu viruses. We continually update our Pandemic Flu Policy and each time a new threat emerges that is likely to impact on our clients we update our policies.

We are a national leader in eHealth. We are part of the eCollaborative in partnership with the Riverina Medical and Dental Aboriginal Corporation and we are on the eHealth Expert Group of NACCHO and a member of the NACCHO of eHealth ICT/IM working group. We are investing time and energy into this because we think it will promote continuity of care for our patients by making it easier for patients to access their own health information and keep the information up to date and accurate.

We continue to support and encourage the development of the health workforce. How do we do this?

- Medical students (6), nursing student placements (4) and registrar placements (3)
- Supporting all staff to achieve at least a certificate IV qualification in a relevant field of study – 26 staff have either completed training or their training is underway.
- Providing a comprehensive staff training and continuing education program including e-learning opportunities

The website is up and going and everyone is encouraged to stay in touch with Winnunga through the website. Go to [www.winnunga.org.au](http://www.winnunga.org.au)





» 676 community members were provided a total of 4451 services through our social health team.



We are working towards employing more fulltime GPs to provide greater continuity of care to our clients and we expect to recruit a new SMO in the coming months.

We were once again successful in our reaccreditation for RACGP and QIC accreditation. We are a national leader in the delivery of quality services and continue to lobby for best practice standards in all areas of Aboriginal health service delivery.

We continue to participate in the ACT Health Forum, the Ngunnawal Bush Healing Farm, the Chronic Disease Management Committee, the ACT Public Health Medical Officer Forum, the ACT Death Review Committee and the CAT Medicare Local.

More than 5200 transport services were provided to people requiring assistance in travelling to or from appointments at Winnunga or other ACT health services.





# OUR MUMS AND BUBS

» 49 babies aged under one year were given a well baby check

45 families were provided comprehensive pregnancy and post-natal care. Far more women were provided services whilst visiting the ACT or whilst deciding the best option for themselves for their care.

The number of women smoking during pregnancy has reduced by a whopping 16%! Congratulations to all those women who gave up smoking during their pregnancy.

From the 45 families provided comprehensive care, 44 babies were born





» A new Baby Massage course is being provided at CIT. Our clients are welcome to participate in this course.

37 women participated in mothers and babies groups. Some of the activities included:

- Sid's & Kids discussion
- Healthy eating discussions
- A day out at Floriade

The Mums n Bubs group enjoyed a day out at Florida with lots of bonding and networking on the day.







# OUR KIDS

» We have an immunization rate of over 90%

About 1000 of our clients this year were children up to the age of 15 years

380 children aged 0-4 came to Winnunga and another 350 between 5 and 9 years of age



» 690 children  
had hearing  
tests performed



Malcolm Bennett our nurse Manager,  
was awarded the National CSL  
Biotherapies Best practice Nurse Award  
for immunization

45 children under 4 years of age were  
given a well child check





# OUR WOMEN

» We held group discussions on healthy eating, safety in the home and anxiety and depression

Narrative therapy is a form of therapy used to assist people to communicate their journey and experience. Winnunga held Narrative Therapy classes, using doll making as the medium. Women who participated provided positive feedback and we will be holding these sessions again in the new year.

The Women's group is participating in the Heartmoves program. The program is provided in conjunction with Nutrition Australia and provides opportunities for nutrition education and physical activity.





» The Women's Group hosted the Annual Breast Cancer Awareness day that included a discussion with Bosom Buddies. Money raised goes to the National Breast Cancer Foundation.

One of our medical students analysed Pap smears performed at Winnunga from 2007–2011. The abnormal Pap smear rate was significantly higher than the National average and our screening rate was lower than we would like. The study has been expanded by one of our registrars and a QI program is being implemented. We will place an emphasis on encouraging screening and committing more resources to enable this to happen.

The annual Breast Screening Bus will continue to provide clients with access to Breast Screening and support as it has done over the years. The service highlights the importance of early detection in a non-threatening, culturally safe environment.



» The men's group continues with 8 groups being conducted

# OUR MEN

More men are accessing services such as dental services which is great and we encourage this.

Many more men are participating in our chronic disease programs and preventative activities.





» Over 400 people were seen in Alexander Maconochie Centre





# OUR YOUTH AND YOUNG ADULTS

» About 80 young people were provided social health services

We continue to build an evidence base for reducing the incidence of and harmful effects of sexually transmitted infections and blood-borne viruses by:

- Winnunga's research, as part of a nation-wide study, into the sexual health and relationships in young Aboriginal people (University of New South Wales),
- Conducting a Sexual Health and Relationship Survey for young Aboriginal and Torres Strait Islander people aged between 16 to 29

Every Monday and Wednesday about 40 people attend boxing at our boxing gym in Fyshwick and demand is growing so we have commenced Saturday classes with about the same number of people attending them. Ages range from 10 to over 40 and everyone is welcome. This year our boxing team:

- Competed in the ACT, NSW, Victoria, Queensland, Tasmania and South Australia
- There has been great success for our team. Eight people won medals at the Queensland Golden Gloves titles. Ayden Tait won the ACT light heavyweight title and is going on to National selection. Jorge Kapeen, Gavin Reid and Tanner Ford were selected for the ACT team to National titles. Three of our team are now ranked in the top 12 of the amateur rankings. Congratulations to everyone participating!
- Our annual boxing tournament fundraiser was a great success and we are now able to purchase new equipment. Thanks to Dominic Kelly from Empire Financial and Jack Singleton from 1300 flowers for taking on each other in the main event "The Businessman's Bout".



» About 760 young people aged 15–24 attended for services



60 young people were provided support for substance use

Of all dental services provided, about 25% were provided to people aged between 15 and 29 years.

47 young people have been provided services at Bimberi Youth Detention Centre



OUR YOUTH AND YOUNG ADULTS





» A drug and alcohol relapse prevention group will start in 2013

## GETTING HEALTHY AND STAYING HEALTHY

We have really bolstered our group activity program, promoting health lifestyles and prevention activities:

- 175 people have participated in nutrition classes
- 1384 people have participated in health promotion activities
- 140 people have participated in the No More Bundar sessions (Smoking cessation)
- The diabetes group meets regularly and participate in many of the health promotion activities

For those living with a chronic disease, we have also increased significantly our activities and client participation opportunities:

- 622 home visits were conducted for clients too unwell to come in to the clinic
- more than 100 people living with chronic diseases have a comprehensive health management plan
- We have conducted 278 adult health checks

More than 140 people are on a comprehensive health management plan. This means that the individuals have a dedicated worker to help navigate their health care management journey





» 676 people were provided social health services




GETTING HEALTHY AND STAYING HEALTHY

Our diabetes clinic has continued to flourish over the year and we have received access to new blood glucose machines for clients who have old machines or who have a broken machine, these machines have been given to us by Abbott diabetes care

Winnunga participates in the ACT Health Aboriginal and Torres Strait Islander Tobacco Control Advisory Group and the ACT Health Chronic Disease and Primary Care Strategy Committee

We are working closely with the Canberra Hospital endocrinologists and this is helping us to provide best practice care to people with diabetes. It is also helping Canberra hospital to better understand the needs of Aboriginal clients.





» 64 people played golf for the Winnunga NAIDOC Golf day at Yowani golf course.

# OUR COMMUNITY

More than 200 people helped us celebrate World No Tobacco Day. There to help us celebrate included Tom Calma the National Coordinator for Tackling Indigenous Smoking and the NACCHO CEO Donna AhChee. We launched our Smoke Free Workplace Policy on the day. We are now entirely smoke free on the premises and we are already seeing the difference with more and more people reducing their smoking or giving up altogether.

We visited 43 schools to conduct hearing test on Aboriginal and Torres Strait Islander children and 118 children were referred doctors or Hearing Australia for further investigations

We continue to provide housing support to community members and our program to provide yard services has increased substantially with demand outstripping our capacity to provide services. The ACT Department of Housing has commended Winnunga on the level of service being provided.



» The National Sorry Day Bridge Walk was a great success with hundreds of people turning out on a very wet Canberra day.



Two of our reports have been widely distributed to organisations throughout Australia. They are: The Lowitja Institute Discussion Paper No 11 entitled *Spirituality and Aboriginal People's Social and Emotional Wellbeing: A Review*; and *We're Struggling in Here! The Phase 2 Study into the Needs of Aboriginal and Torres Strait Islander People in the ACT Alexander Maconochie Centre and the Needs of their Families*. Following recommendations contained in this report Winnunga has significantly increased its services at the AMC and will commence a study of Aboriginal and Torres Strait Islander youth in the ACT Bimberi Youth Justice Centre and their families in 2012.

We continue to conduct research into Aboriginal offender health and the relationship between spirituality and Aboriginal people's social and emotional wellbeing (The Lowitja Institute).





# CURRENT SERVICES AND PROGRAMS

## GP Services

The clinic operates Monday to Friday, 9am to 5pm. The service focuses on the delivery of acute and chronic care within a primary health care framework.

Services offered include immunisations, preventative programs such as cervical screening, vaccinations and general treatments. Psychiatric and psychology services are also offered. A peri-natal psychologist works with mothers and families.

The team includes general practitioner, podiatrists, dieticians, practice nurses, Aboriginal health workers, reception and administration staff and the transport services.

Winnunga contributes significantly to health workforce development and has one of the highest rates of placements for medical students and registrars of any Aboriginal Community Controlled Health Organisation in the country.

## Aboriginal Midwifery Access Program (AMAP)

This program is a benchmark program for the delivery of culturally appropriate midwifery services to parents and new-borns. It encourages women to access treatment at an early stage in pregnancy. Comprehensive antenatal and postnatal services are provided. Each year, The Canberra Hospital, through the University of Canberra, places 4th year

medical students with the staff of the AMAP program to enhance their learning in culturally appropriate holistic pre and post natal care.

## Dental Services

The dental service provides treatment and preventative dental and oral hygiene care. Treatments include fillings, dentures and extractions.

## Hearing Health

The Hearing Health Program undertakes hearing tests on primary school aged children in public schools across the ACT annually and also Bimberri Juvenile Detention Centre.

## Public Health

Winnunga employs a public health medical officer to provide advice and support on matters relating to population health, quality improvement, research and public health policy. The public health medical officer has played an important role in the development of Winnunga's health prevention strategy.

## The Opiate Project

Winnunga employ a full-time specialist drug and alcohol nurse to provide individualised clinical care to clients dependant on opioids, amphetamines, and benzodiazepines.

## Mental Health

Winnunga is fortunate to have a full time mental health nurse based in the service the mental health nurse is on secondment from ACT Mental health this placement has been a great value add.

## Health Promotion

Winnunga continues to conduct health promotion programs within the community and has prioritised this in the past year, employing a part time health promotion officer.

## Social Health Services

The social health services are an essential element of any primary health care facility. Programs include: bringing them home, substance misuse, dual diagnosis, youth drug and alcohol support services, child and adolescent mental health, carer support, alcohol and other drug use, social and emotional wellbeing, no more bondah, housing liaison service and home maintenance, Indigenous drug action week, needle syringe program, women's gathering, parenting program, youth diversion program, medical student education program, men's group, women's group, and various research programs as approved by the board from time to time.

## Chronic disease management services

The objective of this program is to work with all services within Winnunga to promote best practice chronic disease management. Clients are encouraged to participate in their own care planning and follow-up. The program covers all clients at risk of developing a chronic disease and those already with one.

## Workforce Development and Education

Winnunga is committed to implementing the Aboriginal and Torres Strait Islander Health Workforce National Strategic Framework and works to ensure that other service providers in the ACT contribute to the implementation of the Framework.

## Corporate Services

Corporate services includes information technology support, health data collection, analysis, interpretation and manipulation, media and public relations, finance management, contract management, human resource management and executive support.

## Accreditation and quality improvement

Winnunga continues to assist other Aboriginal community controlled health services to achieve best practice standards through accreditation. For this reason Winnunga provides support to services within the region to achieve accreditation. This year Winnunga has provided support to three services who are seeking to achieve accreditation.

## Target Population

The target groups for services are all Aboriginal and Torres Strait Islander people living in Canberra and the surrounding region, including infants and young people, adults and the elderly, youth, men, women, families and any other individuals or groups who deem the service to be appropriate to their needs.

Winnunga takes a lead in working in partnership with other service providers in the ACT and surrounding regions to improve the level of service and access to services by Aboriginal people to and to help make the service delivery models used more culturally sensitive.

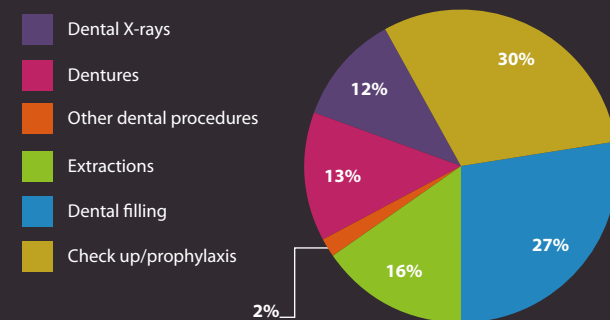


# THE STATS

## Dental services

The Winnunga dental service recorded 1668 client contacts for 415 individual clients in 2011-12. Of the recorded dental procedures, 27% were for fillings, 16% were extractions and 30% were for preventive dental including check-ups (Figure 6).

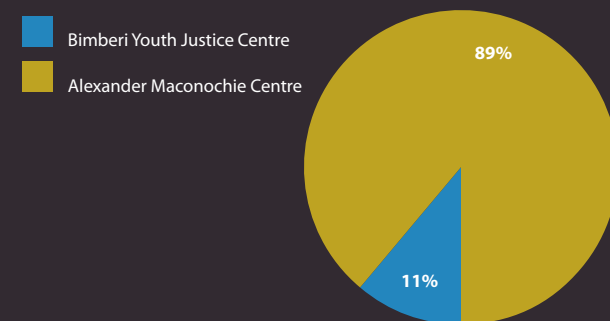
**Figure 6: Types of dental services provided, Winnunga, 2011-2012**



## Prison health visiting service

In 2011-12 there were 452 client encounters in ACT prisons recorded, at the Alexander Maconochie Centre and at Bimberi Youth Detention Centre (Figure 7). Prison outreach was conducted by Dr James Eldridge and members of the Social Health Team.

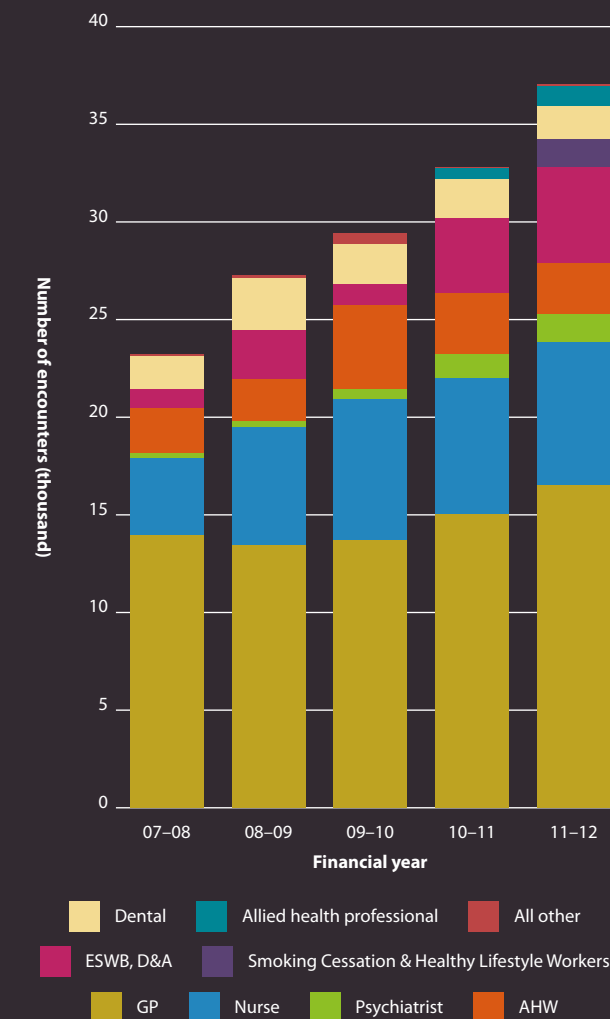
**Figure 7: Winnunga prison outreach service: proportion of encounters by correctional centre, 2011-12**



## Occasions of service

In 2011-2012 there were 37,046 occasions of service at Winnunga Nimmityjah AHS (excluding transport and telephone consultations). This was an increase in occasions of service of 13% over the 2010-2011 year (Figure 1). There were increases in client contacts for all service provider groups except Aboriginal Health Workers and Dental. There were significant increases in client contacts for allied health professionals and for the new Tobacco Control and Healthy Lifestyle Workers.

**Figure 1: Number of client contacts by financial year and provider type, 2008-2012**



Forty-five percent of client contacts were with general practitioners, 20% with nurses, 20% with Aboriginal Health Workers and the Social Health Team, and 15% with other staff.

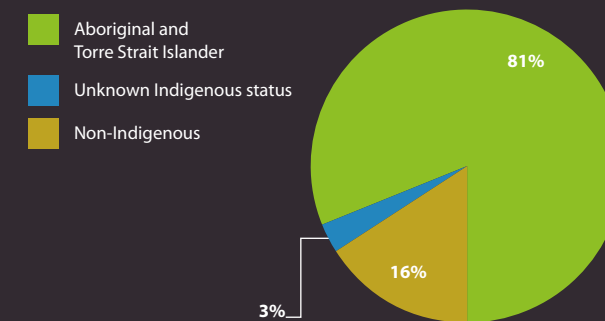
In addition to the client contacts shown above, there were more than 5,200 transport episodes recorded. The majority of transport episodes were bringing clients to Winnunga (45%) or returning clients to their home (47%).

## Clients

### Aboriginal and Torres Strait Islander status

In 2011-12 there were 3786 individual clients seen at Winnunga Nimmityjah AHS. Of these, 81% were Aboriginal and Torres Strait Islander, 17% were non-Indigenous, and for 3% their Indigenous status was unknown. (Figure 2)

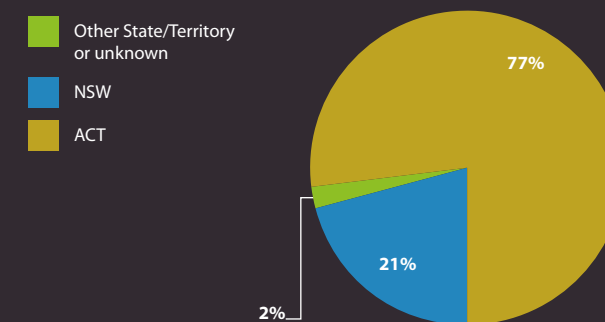
**Figure 2: Proportion of clients by Aboriginal and Torres Strait Islander status, 2011-12**



### Location of residence

The majority of clients were ACT residents (77%), with an additional 21% living in NSW. Two percent of clients were either residents of other States or the Northern Territory, or this information was not recorded. (Figure 3)

**Figure 3: State or Territory of residence for Winnunga clients, 2011-2012**



### Comparison with census data

Over the years the number of Aboriginal and Torres Strait Islander people visiting Winnunga has increased proportionally more than the growth in the regional population.

According to the Australian Bureau of Statistics, the Aboriginal and Torres Strait Islander population of the ACT increased by 34% between the 2006 census and the 2011 census.

Over the same years the number of Aboriginal and Torres Strait Islander ACT residents visiting Winnunga increased by 48% (Table 1).

In the 2011 calendar year 44% of ACT Aboriginal and Torres Strait Islander residents visited Winnunga.

**Table 1: Comparison between Winnunga Aboriginal and Torres Strait Islander client numbers and Australian Bureau of Statistics Census counts, 2006 and 2011**

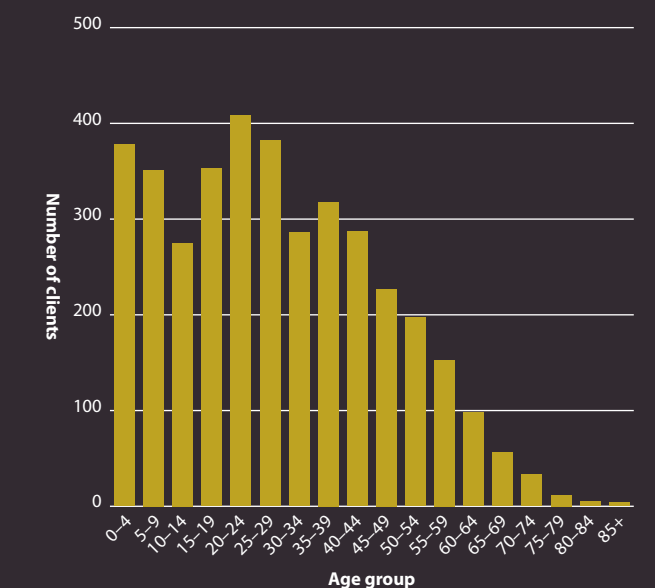
	2006	2011	Increase
ABS Census count of Aboriginal and Torres Strait Islander people, ACT	3875	5185	34%
Aboriginal and Torres Strait Islander ACT residents visiting Winnunga in census year	1546	2288	48%
Proportion of Aboriginal and Torres Strait Islander ACT residents visiting Winnunga in census year	40%	44%	

Note: ACT residents only – excludes Winnunga clients from NSW and other States/NT

### Age distribution

The age distribution of clients in 2011-12 reflected the Aboriginal and Torres Strait Islander population, with the majority of patients being young (Figure 4). Fifty-two percent of clients were female and 48% were male.

**Figure 4: Age distribution of Winnunga clients, 2010-11**







WINNUNGA NIMMITYJAH ABORIGINAL  
HEALTH SERVICES (ACT) INCORPORATED  
  
FINANCIAL REPORT  
  
FOR YEAR ENDED 30 JUNE 2012

	PAGES
CERTIFICATE FROM THE BOARD	41
COMPREHENSIVE INCOME STATEMENT	42
STATEMENT OF FINANCIAL POSITION	43
STATEMENT OF CHANGES IN EQUITY	44
STATEMENT OF CASH FLOWS	45
NOTES	46-53
STATEMENT BY MEMBERS OF THE BOARD	54
AUDITOR'S INDEPENDENCE DECLARATION	55
INDEPENDENT AUDITOR'S REPORT	56-57
AUDITOR'S COMPILATION STATEMENT	58
DETAILED STATEMENT OF INCOME	59-63

WINNUNGA NIMMITYJAH ABORIGINAL  
HEALTH SERVICES (ACT) INCORPORATED  
  
CERTIFICATE FROM THE BOARD

We, the undersigned, being two members of the Board of the Association  
state on behalf of the Board;

- (i) that the Board of the Association during the year ended 30th June, 2012  
were;
- |                  |                    |                         |
|------------------|--------------------|-------------------------|
| Judith Harris    | Chairperson        |                         |
| Ethel Baxter     | Deputy Chairperson |                         |
| Ethel Baxter     | Treasurer          | From 6th March 2012     |
| Alana Harris     | Secretary          |                         |
| William Bashford | Treasurer          | Resigned 6th March 2012 |
| Lynette Goodwin  | Ordinary Member    |                         |
| Rodney Little    | Ordinary Member    |                         |
- (ii) the principal activities of the Association during the year was the provision of  
health care services to members of the Aboriginal Community. There has been  
no significant change in the activities during the year;
- (iii) the net Surplus of the Association for the year ended 30 June, 2012  
is \$51,490.87. (2011 Surplus \$364,392.94).
- (iv) that all grants received by the Association have been or will be expended in  
accordance with the purposes for which they were provided.

 J. A. Harris OAM Board Member	 E. Baxter Board Member
---	--

Dated at Canberra this 10th day of October 2012.



WINNUNGA NIMMITYJAH ABORIGINAL HEALTH SERVICES  
(ACT) INCORPORATED

INCOME STATEMENT  
FOR THE YEAR ENDED 30TH JUNE 2012

	2012 \$	2011 \$
Revenue from Operating Activities	<u>7,543,481.15</u>	<u>7,884,659.50</u>
Less Expenses:		
Employee Expenses	5,242,030.64	4,933,808.52
Depreciation and Amortisation	233,661.64	186,669.56
Other Expenses from Operating Activities	2,016,298.00	2,399,788.48
	<u>7,491,990.28</u>	<u>7,520,266.56</u>
Net Ordinary Surplus/(Deficit) for the year	<u>51,490.87</u>	<u>364,392.94</u>

The accompanying notes form part of these financial statements

WINNUNGA NIMMITYJAH ABORIGINAL HEALTH CLINIC/HEALTH SERVICE  
(ACT) INCORPORATED

STATEMENT OF FINANCIAL POSITION  
AS AT 30TH JUNE 2012

	Notes	2012 \$	2011 \$
CURRENT ASSETS			
Cash	3	2,525,472.69	2,440,354.62
Receivables	4	45,715.81	283,458.22
Other	5	<u>78,789.11</u>	<u>104,119.80</u>
TOTAL CURRENT ASSETS		<u>2,649,977.61</u>	<u>2,827,932.64</u>
NON-CURRENT ASSETS			
Property Plant & Equipment	6	<u>1,831,619.40</u>	<u>636,728.20</u>
TOTAL NON-CURRENT ASSETS		<u>1,831,619.40</u>	<u>636,728.20</u>
TOTAL ASSETS		<u>4,481,597.01</u>	<u>3,464,660.84</u>
CURRENT LIABILITIES			
Creditors & Accruals	7	457,584.66	441,339.69
Unexpended Grants	7	30,359.52	2,304.88
Provisions	8	<u>751,517.92</u>	<u>947,247.03</u>
TOTAL CURRENT LIABILITIES		<u>1,239,462.10</u>	<u>1,390,891.60</u>
NON-CURRENT LIABILITIES			
Provisions	8	<u>107,456.09</u>	<u>118,419.08</u>
TOTAL NON-CURRENT LIABILITIES		<u>107,456.09</u>	<u>118,419.08</u>
TOTAL LIABILITIES		<u>1,346,918.19</u>	<u>1,509,310.68</u>
NET ASSETS/LIABILITIES		<u>3,134,678.82</u>	<u>1,955,350.16</u>
EQUITY			
Accumulated Funds	10	1,747,462.03	1,585,209.16
Accumulated Capital Grants	10	<u>1,387,216.79</u>	<u>370,141.00</u>
TOTAL EQUITY		<u>3,134,678.82</u>	<u>1,955,350.16</u>

The accompanying notes form parts of these financial statements



WINNUNGA NIMMITYJAH ABORIGINAL HEALTH SERVICES  
(ACT) INCORPORATED

STATEMENT OF CHANGES IN EQUITY  
FOR THE YEAR ENDED 30TH JUNE 2012

ACCUMULATED MEMBERS FUNDS	Accumulated Surplus	Accumulated Capital Grants	Total
	\$	\$	\$
Balance at 30th June 2010	1,140,289.11	450,668.11	1,590,957.22
Current Year Surplus attributable to members for 2011	364,392.94	0.00	364,392.94
ADD: New Capital Grants for 2011	0.00	0.00	0.00
Add: Transfer of Capital Grants Depreciation for 2011	80,527.11	-80,527.11	0.00
Balance at 30th June 2011	<u>1,585,209.16</u>	<u>370,141.00</u>	<u>1,955,350.16</u>
Current Year Surplus attributable to members for 2012	51,490.87	0.00	51,490.87
ADD: Capital Grant Renovations brought to account	0.00	1,127,837.79	1,127,837.79
Add: Transfer of Capital Grants Depreciation	110,762.00	-110,762.00	0.00
Balance at 30th June 2012	<u>1,747,462.03</u>	<u>1,387,216.79</u>	<u>3,134,678.82</u>

The accompanying notes form part of these financial statements

WINNUNGA NIMMITYJAH ABORIGINAL HEALTH CLINIC/HEALTH SERVICE  
(ACT) INCORPORATED

STATEMENT OF CASH FLOWS  
FOR THE YEAR ENDING 30TH JUNE 2012

	Notes	2012 \$	2011 \$
Cash Flows from Operating Activities:			
Grants & Other Income Received		8,047,751.06	8,045,798.98
Interest Received		105,652.69	135,115.35
Payments to Suppliers & Employees		<u>-7,602,238.59</u>	<u>-8,064,227.26</u>
Net Cash Provided by Operating Activities	(16b)	<u>551,165.16</u>	<u>116,687.07</u>
Cash Flows from Investing Activities :			
Payments for Property Plant & Equipment		-491,047.09	-133,153.13
Sales for Property Plant & Equipment		<u>25,000.00</u>	<u>0.00</u>
Net Cash Provided by (Used in) Investing Activities		<u>-466,047.09</u>	<u>-133,153.13</u>
Net Increase/(Decrease) in cash held		85,118.07	-16,466.06
Cash at beginning of Financial Year		<u>2,440,354.62</u>	<u>2,456,819.68</u>
CASH AT END OF FINANCIAL YEAR	(3)	<u>2,525,472.69</u>	<u>2,440,353.62</u>

The accompanying notes form part of these financial statements



WINNUNGA NIMMITYJAH ABORIGINAL HEALTH SERVICES  
(ACT) INCORPORATED

NOTES TO AND FORMING PART OF THE FINANCIAL STATEMENTS  
FOR THE YEAR ENDED 30 JUNE 2012

1 STATEMENT OF SIGNIFICANT ACCOUNTING POLICIES

The financial statements cover Winnunga Nimmityjah Aboriginal Health Services (ACT) Incorporated as an individual entity. Winnunga Nimmityjah Aboriginal Health Services (ACT) Inc. is an association incorporated in the Australian Capital Territory under the (ACT) Associations Incorporation Act 1991.

(a) Basis of Preparation

The financial statements are general purpose financial statements that have been prepared in accordance with Australian Accounting Standards (including Australian Accounting Interpretations) and the (ACT) Associations Incorporations Act 1991.

Australian Accounting Standards set out accounting policies that the AASB has concluded would result in financial statements containing relevant and reliable information about transactions, events and conditions to which they apply. Material accounting policies adopted in the preparation of these statements are presented below and have been consistently applied unless otherwise stated.

The financial statements have been prepared on an accruals basis and based on historical costs, modified, where applicable, by the measurement at fair value of selected non-current assets, financial assets and financial liabilities.

The financial statements were authorised for issue on 10th October 2012 by members of the Board of the Association.

(b) Revenue

Revenue is measured as the fair value of the consideration or contributions received or receivable. Where revenue is received in the form of cash the fair value of the consideration is the amount received. Where revenue is received in a form other than cash, for example, equipment, it is only recognised when the value can be measured reliably. All revenue is stated net of goods and services tax (GST).

(c) Grants

Grants are brought to account as income in the year they are required to be expended.

(d) Income Tax

The board believes the Association is exempt from income tax under the Income Tax Assessment Act 1997. The association is not exempt from the Goods and Services Tax and remits 10% of sales, grants received and certain other income less 10% of payments to certain suppliers.

(e) Impairment of Assets

At each reporting date, the association reviews the carrying values of its tangible and intangible assets to determine whether there is any indication that those assets have been impaired. If such an indication exists, the recoverable amount of the asset, being the higher of the asset's fair value less costs to sell and value in use, is compared to the asset's carrying value. Any excess of the asset's carrying value over its recoverable amount is expensed to the income statement.

(f) Depreciation and Amortisation

Property, plant and equipment are depreciated at variable rates using either the diminishing value or straight line method based on the expected useful lives of the assets. Additional impairment losses may be applied where they are relevant to a particular asset.

WINNUNGA NIMMITYJAH ABORIGINAL HEALTH SERVICES  
(ACT) INCORPORATED

NOTES TO AND FORMING PART OF THE FINANCIAL REPORT  
FOR THE YEAR ENDED 30 JUNE 2012 (Cont'd)

(g) Leases

Operating lease payments, where substantially all the risks and benefits of ownership remain with the lessor, are charged to expense in the periods in which they are incurred.

(h) Employee Entitlements

Provision is made for the Association's liability for employee entitlements arising from services rendered by employees to end of the financial year. Employee entitlements from salaries, annual and long service leave which are expected to be settled within one year have been measured at current salary rates and include on-costs. Long service leave entitlements, which are not expected to be settled within one year have been measured at the present value of the estimated future payments in relation to such entitlements.

(i) Financial Instruments

Receivables are stated at the amount due and are normally settled within 60 days. The collectibility of debts is assessed and specific provision is made for any doubtful debt. Cash includes deposits which are either at call or for terms of less than 3 months. They are stated at cost. Interest income is brought to account on an accruals basis. Accounts payable are stated at the amount to be paid in the future for goods or services and are normally settled within 30 days.

(j) Going Concern

These financial statements have been prepared on the assumption that the Association is a going concern. In making this assumption regard has been given to all the aspects of the Association's business.

(k) Comparative figures

Where necessary comparative figures have been adjusted to facilitate changes in presentation and disclosure requirements in the current year.

(l) Critical Accounting Estimates and Judgements

Management evaluate estimates and judgements incorporated into the financial report based on historical knowledge and best available current information. Estimates assume a reasonable expectation of future events and are based on current trends and economic data, obtained both externally and within the association.



WINNUNGA NIMMITYJAH ABORIGINAL HEALTH SERVICES  
(ACT) INCORPORATED

NOTES TO AND FORMING PART OF THE FINANCIAL REPORT  
FOR THE YEAR ENDED 30 JUNE 2012 (Cont'd)

	2012 \$	2011 \$
<b>2 REVENUE &amp; EXPENSE</b>		
<b>Revenue</b>		
(a) Operating activities		
Grant Income	6,029,192.37	6,491,147.64
Medicare & Medical Income	1,335,155.58	1,222,214.46
Other Income	73,480.51	36,182.05
	<u>7,437,828.46</u>	<u>7,749,544.15</u>
(b) Non-operating activities		
Interest Received	105,652.69	135,115.35
	<u>7,543,481.15</u>	<u>7,884,659.50</u>
<b>Profit from Ordinary Activities</b>		
Profit from ordinary activities has been determined after:		
<b>Expenses</b>		
Remuneration of Auditors		
-audit	21,818.18	21,818.18
-other services	7,272.73	7,181.82
Depreciation of Property Plant & Equipment	233,661.64	186,669.56
Loss on Disposal of Non-Current assets	0.00	2,960.00
Rental Expense	19,197.05	19,969.23
Provisions:		
-Employee Leave Entitlements	56,862.60	54,890.78
-Loss on Grant Deficits	39,853.53	2,706.32
Salaries, On Costs and Contractors	5,185,168.04	4,878,917.74
Motor Vehicle Running	257,742.77	272,161.62
Consultants	337,965.18	191,891.01
Buildings & Facilities Costs	287,634.49	1,063,702.20
Equipment & Computing Running Costs	100,722.27	78,138.15
Medical Expenses	104,795.61	63,202.16
Operations & Office Costs	370,548.93	352,841.13
Travel Support & Training Costs	138,424.21	109,994.93
Workshops & Promotions Costs	221,334.60	146,973.90
Client Assistance	77,460.82	66,247.83
All Other Expenses	31,527.63	0.00
	<u>7,491,990.28</u>	<u>7,520,266.56</u>
<b>3 Cash Assets</b>		
Cash at bank		
National Australia Bank a/c no. 4459 - Core	400,387.67	22,130.76
NAB Cash Maximiser a/c	2,084,389.45	2,380,493.23
NAB Donations a/c	40,695.57	37,299.52
Funds Clearing	0.00	431.11
	<u>2,525,472.69</u>	<u>2,440,354.62</u>

WINNUNGA NIMMITYJAH ABORIGINAL HEALTH SERVICES  
(ACT) INCORPORATED

NOTES TO AND FORMING PART OF THE FINANCIAL REPORT  
FOR THE YEAR ENDED 30 JUNE 2012 (Cont'd)

	2012 \$	2011 \$
<b>4 Receivables</b>		
Trade Debtors	43,302.16	284,458.22
Less Provision for Doubtful Debts	-4,000.00	-1,000.00
	<u>39,302.16</u>	<u>283,458.22</u>
Accrued Income	6,413.65	0.00
	<u>45,715.81</u>	<u>283,458.22</u>
Trade Debtors Ageing:		
- less than 30 days	17,911.50	172,641.14
- 30 to 60 days	21,517.50	110,806.18
- 60 to 90 days	0.00	0.00
- greater than 90 days	3,873.16	1,010.90
	<u>43,302.16</u>	<u>284,458.22</u>
<b>5 Other Assets</b>		
Prepayments	<u>78,789.11</u>	<u>104,119.80</u>
<b>6 Property, Plant and Equipment</b>		
Leasehold Improvements - Narrabundah - at cost	179,292.03	0.00
Less accumulated depreciation	-5,995.00	0.00
	<u>173,297.03</u>	<u>0.00</u>
Leasehold Improvements - Fyshwick - at cost	98,500.00	98,500.00
Less accumulated depreciation	-11,453.00	-7,513.00
	<u>87,047.00</u>	<u>90,987.00</u>
Plant & Equipment - at cost	111,048.23	105,712.15
Less accumulated depreciation	-60,851.01	-51,381.01
	<u>50,197.22</u>	<u>54,331.14</u>
Motor Vehicles - at cost	133,987.28	131,933.00
Less accumulated depreciation	-45,501.00	-63,280.00
	<u>88,486.28</u>	<u>68,653.00</u>
Office Furniture & Equipment - at cost	67,232.72	55,223.64
Less accumulated depreciation	-34,139.13	-29,394.13
	<u>33,093.59</u>	<u>25,829.51</u>
Computer Equipment - at cost	314,919.95	279,332.19
Less accumulated depreciation	-217,402.24	-145,072.24
	<u>97,517.71</u>	<u>134,259.95</u>
Medical Equipment - at cost	68,206.80	49,654.62
Less accumulated depreciation	-33,344.78	-24,292.78
	<u>34,862.02</u>	<u>25,361.84</u>
Capital Grant Equipment & Leasehold Improvements - at cost	1,794,439.58	696,901.79
Less accumulated depreciation	-527,321.03	-459,596.03
	<u>1,267,118.55</u>	<u>237,305.76</u>
<b>Total Plant and Equipment</b>	<u>1,831,619.40</u>	<u>636,728.20</u>



WINNUNGA NIMMITYJAH ABORIGINAL HEALTH SERVICES  
(ACT) INCORPORATED

NOTES TO AND FORMING PART OF THE FINANCIAL REPORT  
FOR THE YEAR ENDED 30 JUNE 2012 (Cont'd)

	2012 \$	2011 \$
<b>6 Property, Plant and Equipment (Cont'd)</b>		
(a) Movement in the carrying amounts of property, plant and equipment between the beginning and end of the current year		
Balance at start of the year	636,728.20	693,204.63
Additions - Current Year	491,047.09	133,153.13
Additions - Prior Years Capital Grant Renovations Completed	961,142.11	0.00
Depreciation expense	-233,661.64	-186,669.56
Ordinary Disposals	-23,636.36	-2,960.00
	<u>1,831,619.40</u>	<u>636,728.20</u>
<b>7 Current Liabilities</b>		
Trade Creditors	51,809.40	46,292.40
ATO BAS Liability	209,091.17	209,083.88
Accrued Salaries & Wages	94,886.42	106,187.19
Other Accrued Expenses	84,975.77	78,837.23
Other Creditors	16,821.90	938.99
	<u>457,584.66</u>	<u>441,339.69</u>
Trade Creditors Ageing:		
- less than 30 days	49,599.02	32,934.50
- 30 to 60 days	1,271.60	11,619.29
- 60 to 90 days	133.00	689.81
- greater than 90 days	805.78	1,048.80
	<u>51,809.40</u>	<u>46,292.40</u>
Unexpended Grants	<u>30,359.52</u>	<u>2,304.88</u>
<b>8 Provisions</b>		
Current		
Provision for Annual Leave	338,399.06	339,030.34
Provision for Long Service Leave	192,154.66	234,543.64
Provision for Losses on Grant Deficits	220,964.20	373,673.05
	<u>751,517.92</u>	<u>947,247.03</u>
Non-Current		
Provision for Long Service Leave	<u>107,456.09</u>	<u>118,419.08</u>
<b>9 Leasing Commitments</b>		
Finance Lease Commitments:		
Payable - minimum lease payments:		
- not later than one year	202,879.19	144,281.85
- later than one year but not later than two years	132,699.30	41,671.68
- later than two years but not later than five years	7,465.83	3,435.00

WINNUNGA NIMMITYJAH ABORIGINAL HEALTH SERVICES  
(ACT) INCORPORATED

NOTES TO AND FORMING PART OF THE FINANCIAL REPORT  
FOR THE YEAR ENDED 30 JUNE 2012 (Cont'd)

	2012 \$	2011 \$
<b>9 Leasing Commitments (Cont'd)</b>		
Operating Lease Commitments:		
Payable - minimum lease payments:		
- not later than one year	19,667.91	19,188.20
- later than one year but not later than two years	20,159.60	19,667.91
- later than two years but not later than five years	63,553.46	62,003.38
<b>10 Retained Members' Funds</b>		
(a) Surplus/(deficit) and Accumulated Funds		
Retained funds at the beginning of the year	1,585,209.16	1,140,289.11
Add: Transfer of Capital Grants Depreciation	110,762.00	80,527.11
Add: Transfer of Capital Grants Loss on Disposal	0.00	0.00
Net Surplus/(Deficit) for the year	51,490.87	364,392.94
Retained funds at the end of the year	<u>1,747,462.03</u>	<u>1,585,209.16</u>
(b) Accumulated Capital Grants		
Accumulated Surplus/(deficit) brought forward	370,141.00	450,668.11
ADD: Capital Grant Renovations brought to account	1,127,837.79	0.00
Less: Transfer to Capital Grants Depreciation	-110,762.00	-80,527.11
Less: Transfer of Capital Grants Loss on Disposal	0.00	0.00
Accumulated Capital Grants at end of year	<u>1,387,216.79</u>	<u>370,141.00</u>
<b>11 Contingent Liabilities</b>		
The Board is aware of a one legal claim involving the Association. It is expected that current insurances will adequately cover these claims and therefore no provision has been made in these accounts for any loss.		
<b>12 Events Subsequent to Reporting Date</b>		
There have been no events subsequent to the reporting date, which would have a material impact upon the financial report.		
<b>13 Related Parties</b>		
Remuneration received or receivables by members of the organisation who served on the board during the year, from the Association or any related party in connection with the management of the Association:		
	2012 \$ Fees	2012 \$ Expenses
Judith Harris	6,615.00	7,067.66
Ethel Baxter	4,860.00	500.00
Lynette Goodwin	3,402.00	2,220.98
Alana Harris	4,374.00	450.00
William Bashford	2,187.00	2,037.35
Rodney Little	2,673.00	275.00
	<u>24,111.00</u>	<u>12,550.99</u>
	2011 \$ Fees	2011 \$ Expenses
Judith Harris	9,390.00	8,480.50
Ethel Baxter	4,860.00	1,475.00
Lynette Goodwin	4,617.00	1,475.00
Alana Harris	4,617.00	1,475.00
William Bashford	3,159.00	325.00
Rodney Little	2,916.00	300.00
	<u>29,559.00</u>	<u>13,530.50</u>



WINNUNGA NIMMITYJAH ABORIGINAL HEALTH SERVICES  
(ACT) INCORPORATED

NOTES TO AND FORMING PART OF THE FINANCIAL REPORT  
FOR THE YEAR ENDED 30 JUNE 2012 (Cont'd)

14 Segment Reporting

The Association operates in the health care section providing health care to members of the Aboriginal Community in the Australian Capital Territory and surrounding region.

15 Association Details

The principal place of business of the Association is:  
63 Boolimba Crescent  
Narrabundah ACT 2604

16 Cash Flow Information

(a) Reconciliation of cash

	2012 \$	2011 \$
Cash on Hand	0.00	0.00
Undeposited Funds	0.00	431.11
Cash at bank - National Australia Bank Accounts	2,525,472.69	2,439,923.51
	<u>2,525,472.69</u>	<u>2,440,354.62</u>

(b) Reconciliation of Net cash provided by / (used in)  
Operating Activities to surplus / (deficit) from  
Ordinary Activities

Operating surplus / (deficit)	51,490.87	364,392.94
-------------------------------	-----------	------------

Non-cash flows in surplus / (deficit) from  
ordinary Activities

Profit on Sale of Non Current Assets	-1,363.64	0.00
Loss on Sale of Non Current Assets	0.00	2,960.00
Depreciation expense	233,661.64	186,669.56
Capital Grants Non Current Assets Purchases	166,695.68	0.00

Changes in assets and liabilities

Increase/(Decrease) in Receivables	237,742.41	-45,423.61
Increase/(Decrease) in Prepayments	25,330.69	-38,394.77
Increase/(Decrease) in Creditors	16,244.97	-87,017.62
Increase/(Decrease) in Unexpended Grants	19,674.64	-324,095.53
Increase/ (Decrease) in Provisions	-198,312.10	57,597.10

Net cash (used) / provided by operating activities	<u>551,165.16</u>	<u>116,688.07</u>
--	-------------------	-------------------

(c) The association has no credit stand-by or financial facilities in place other than a credit card facility with a limit of \$5,000.00.

(d) There were no non-cash financing or investing activities during the period

WINNUNGA NIMMITYJAH ABORIGINAL HEALTH SERVICES  
(ACT) INCORPORATED

NOTES TO AND FORMING PART OF THE FINANCIAL REPORT  
FOR THE YEAR ENDED 30 JUNE 2012 (Cont'd)

17 FINANCIAL INSTRUMENTS

(a) Credit risk is the risk that one party to a financial instrument will fail to discharge an obligation and cause the other party to incur a financial loss. All of the following financial assets of the company are unsecured and subject to credit risk.

	2012 \$	2011 \$
<u>Financial assets</u>		
Cash	2,525,472.69	2,440,354.62
Receivables	45,715.81	283,458.22

(b) Interest rate risk is the risk that the value of a financial asset or liability will change due to interest rate fluctuations. The exposure of the company to interest rate risk, repricing maturities and the effective interest rates on financial assets and liabilities at balance date is as follows.

	Weighted average effective interest rate	Variable interest rate	Fixed interest rate maturing within 1 year	Fixed interest rate maturing within 1-5 years	Non- Interest Bearing	Total carrying amount as per balance sheet
	%		\$	\$		\$
<b>30 June 2012</b>						
<u>Financial assets</u>						
Cash	4.26%	2,525,472.69	0.00	0.00	0.00	2,525,472.69
Receivables			0.00	0.00	45,715.81	45,715.81
<b>Total Financial Assets</b>		<u>2,525,472.69</u>	<u>0.00</u>	<u>0.00</u>	<u>45,715.81</u>	<u>2,571,188.50</u>
<u>Financial liabilities</u>						
Accounts & Provisions payable		0.00	0.00	0.00	1,125,953.99	1,125,953.99
<b>Total Financial Liabilities</b>		<u>0.00</u>	<u>0.00</u>	<u>0.00</u>	<u>1,125,953.99</u>	<u>1,125,953.99</u>
<b>Net Financial Assets/(Liabilities)</b>		<u>2,525,472.69</u>	<u>0.00</u>	<u>0.00</u>	<u>-1,080,238.18</u>	<u>1,445,234.51</u>

	%		\$	\$		\$
<b>30 June 2011</b>						
<u>Financial assets</u>						
Cash	5.56%	2,439,923.51	0.00	0.00	431.11	2,440,354.62
Receivables		0.00	0.00	0.00	283,458.22	283,458.22
<b>Total Financial Assets</b>		<u>2,439,923.51</u>	<u>0.00</u>	<u>0.00</u>	<u>283,889.33</u>	<u>2,723,812.84</u>
<u>Financial liabilities</u>						
Accounts & Provisions payable		0.00	0.00	0.00	1,135,637.63	1,135,637.63
<b>Total Financial Liabilities</b>		<u>0.00</u>	<u>0.00</u>	<u>0.00</u>	<u>1,135,637.63</u>	<u>1,135,637.63</u>
<b>Net Financial Assets/(Liabilities)</b>		<u>2,439,923.51</u>	<u>0.00</u>	<u>0.00</u>	<u>-851,748.30</u>	<u>1,588,175.21</u>

(c) Net Fair Values: The net fair value of the financial assets and liabilities are not materially different from the carrying amounts shown in the Income Statement



WINNUNGA NIMMITYJAH ABORIGINAL  
HEALTH SERVICES (ACT) INCORPORATED

STATEMENT BY MEMBERS OF THE BOARD  
FOR THE YEAR ENDED 30TH JUNE 2012

In the opinion of the Board for the financial statements set out on pages 1 to 13:

- (a) The Comprehensive Income Statement is drawn up so as to give a true and fair view of the result of the Association for the financial year ended 30th June 2012.
- (b) The Statement of Financial Position is drawn up so as to give a true and fair view of the state of affairs of the Association as at 30th June 2012; and
- (c) The accompanying accounts have been prepared and fairly presented in accordance with Australian Accounting Standards ( including Australian Accounting Interpretations ) of the Australian Accounting Standards Board and the (ACT) Associations Incorporation Act 1991.
- (d) At the date of this statement, there are reasonable grounds to believe that the Winnunga Nimmityjah Aboriginal Health Services (ACT) Incorporated will be able to pay its debts as and when they fall due.

This statement is made in accordance with a resolution of the Board and is signed for and on behalf of the Board by:

*J. A. Harris* **DAM**  
Board Member

*E. Bax*  
Board Member

Dated at Canberra this 10th day of October 2012.



INDEPENDENCE DECLARATION  
TO THE MEMBERS OF  
WINNUNGA NIMMITYJAH ABORIGINAL  
HEALTH SERVICES (ACT) INCORPORATED  
ABN: 33 612 033 770



Principal Phillip W Miller CA  
Address Unit 2/35 Curtin Place, ACT 2605  
Phone (02) 6260 3588  
Fax (02) 6282 4711  
Web www.mcsaudit.com.au  
ASIC Authorised Audit Company No. 408893

AUDITOR'S INDEPENDENCE DECLARATION  
TO THE MEMBERS OF WINNUNGA NIMMITYJAH ABORIGINAL HEALTH  
SERVICES (ACT) INCORPORATED

I declare that, to the best of my knowledge and belief, during the year ended 30 June 2012 there have been:

- a. no contraventions of the auditor independence requirements as set out in the Associations Incorporation Act 1991 (ACT) in relation to the audit; and
- b. no contraventions of any applicable code of professional conduct in relation to the audit

MCS Audit Pty Ltd  
Chartered Accountants

*Phillip W Miller*  
**Phillip W Miller CA**  
Director

Dated in Canberra on 04 October 2012





**INDEPENDENT AUDITOR'S REPORT  
TO THE MEMBERS OF WINNUNGA NIMMITYJAH  
ABORIGINAL HEALTH SERVICES(ACT) INCORPORATED  
ABN: 33 612 033 770**



PRINCIPAL : Phillip W Miller CA

Unit 2 / 35 Curtin Place  
PO Box 281  
Curtin ACT 2605

Ph : (02) 6260 3588  
F : (02) 6282 4711  
E : pwm@mcsaccounting.com.au  
W: www.mcsaudit.com.au

**Report on the Financial Report**

I have audited the accompanying financial report, being a special purpose financial report, of Winnunga Nimmityjah Aboriginal Health Services(ACT) Incorporated, which comprises the balance sheet as at 30 June 2012 and the income statement, a summary of the significant accounting policies, other explanatory notes and the statement by members of the committee.

**Committee's Responsibility for the Financial Report**

The committee of the association is responsible for the preparation and fair presentation of the financial report and have determined that the accounting policies described in Note 1 to the financial statements, which form part of the financial report, are consistent with the financial reporting requirements of the Associations Incorporation Act and are appropriate to meet the needs of the members. The committee's responsibility also includes designing, implementing and maintaining internal control relevant to the preparation and fair presentation of the financial report that is free from material misstatement, whether due to fraud or error; selecting and applying appropriate accounting policies; and making accounting estimates that are reasonable in the circumstances.

**Auditor's Responsibility**

My responsibility is to express an opinion on the financial report based on my audit. No opinion is expressed as to whether the accounting policies used, as described in Note 1, are appropriate to meet the needs of the members. I conducted my audit in accordance with Australian Auditing Standards. These Auditing Standards require that I comply with relevant ethical requirements relating to audit engagements and plan and perform the audit to obtain reasonable assurance whether the financial report is free from material misstatement.

An audit involves performing procedures to obtain audit evidence about the amounts and disclosures in the financial report. The procedures selected depend on the auditor's judgement, including the assessment of the risks of material misstatement of the financial report, whether due to fraud or error. In making those risk assessments, the auditor considers internal control relevant to the entity's preparation and fair presentation of the financial report in order to design audit procedures that are appropriate in the circumstances, but not for the purpose of expressing an opinion on the effectiveness of the entity's internal control. An audit also includes evaluating the appropriateness of accounting policies used and the reasonableness of accounting estimates made by the committee, as well as evaluating the overall presentation of the financial report.

Liability limited by a scheme approved under Professional Standards Legislation

ABN: 67 089 734 761

The financial report has been prepared for distribution to members for the purpose of fulfilling the committee's financial reporting obligations under the Associations Incorporation Act 1991. I disclaim and assumption of responsibility for any reliance on this report or on the financial report to which it relates to any person other than the members, or for any purpose other than that for which it was prepared.

I believe that the audit evidence I have obtained is sufficient and appropriate to provide a basis for my audit opinion.

**Independence**

In conducting my audit, I have complied with the independence requirements of Australian professional ethical pronouncements.

**Auditors Opinion**

In my opinion, the financial report of Winnunga Nimmityjah Aboriginal Health Services(ACT) Incorporated presents fairly, in all material respects the financial position of Winnunga Nimmityjah Aboriginal Health Services(ACT) Incorporated as of 30 June 2012 and of its financial performance for the year then ended in accordance with the accounting policies described in Note 1 to the financial statements, and the Associations Incorporation Act 1991.

Name of Firm: MCS Audit Pty Ltd  
Chartered Accountants

Name of director:   
Phillip W Miller CA

Address: Unit 2 / 35 Curtin Place, Curtin ACT 2605

Dated: 04 October 2012

Liability limited by a scheme approved under Professional Standards Legislation

ABN: 67 089 734 761



**WINNUNGA NIMMITYJAH ABORIGINAL  
HEALTH SERVICES (ACT) INCORPORATED**

**COMPILATION STATEMENT FOR  
THE FOLLOWING DETAILED STATEMENT OF INCOME**

We have compiled the accompanying special purpose financial statements for a Winnunga Nimmityjah Aboriginal Health Services (ACT) Inc., which comprise the attached detailed income statement for the year ended 30 June 2012. The specific purpose for which the special purpose financial statements have been prepared is to provide financial information to the board of management.

*The Responsibility of the Board of Management*

The board of management is solely responsible for the information contained in the special purpose financial statements and has determined that the basis of accounting adopted is appropriate to meet the needs of the board of management, for the purpose of complying with the association's constitution.

*Our Responsibility*

On the basis of information provided by the board of management, we have compiled the accompanying special purpose financial statements in accordance with the basis of accounting and APES 315: Compilation of Financial Information.

Our procedures use accounting expertise to collect, classify and summarise the financial information, which the directors provided, in compiling the financial statements. Our procedures do not include verification or validation procedures. No audit or review has been performed and accordingly no assurance is expressed.

The special purpose financial statements were compiled exclusively for the benefit of the board of management. We do not accept responsibility to any other person for the contents of the special purpose financial statements.

MCS Audit Pty Ltd  
Phillip W Miller CA

Canberra, ACT  
Dated: 4th October 2012

**WINNUNGA NIMMITYJAH ABORIGINAL HEALTH SERVICES  
(ACT) INCORPORATED**

**DETAILED STATEMENT OF INCOME  
FOR THE YEAR ENDED 30TH JUNE 2012**

	2012 \$	2011 \$
<b>INCOME</b>		
Grant income	6,029,192.37	6,491,147.64
Medicare Income		
Medicare Benefits & Rebates	853,338.35	892,565.37
Medicare PIP & Other Incentives	164,107.55	0.00
Medical Income Other	8,789.40	22,991.32
Medical Practitioner Trainee	308,920.28	306,657.77
Total Medicare Income	<u>1,335,155.58</u>	<u>1,222,214.46</u>
Other Income		
Donations	24,371.75	2,400.00
Membership	74.00	218.00
Reimbursement of Expenses	40,401.69	30,090.78
Telephone Reimbursements	3,068.32	3,381.27
Sundry Income	5,564.75	92.00
Interest Received	<u>105,652.69</u>	<u>135,115.35</u>
Total Other Income	<u>179,133.20</u>	<u>171,297.40</u>
Total Income for Year	<u><u>7,543,481.15</u></u>	<u><u>7,884,659.50</u></u>



WINNUNGA NIMMITYJAH ABORIGINAL HEALTH SERVICES  
(ACT) INCORPORATED

DETAILED STATEMENT OF INCOME  
FOR THE YEAR ENDED 30TH JUNE 2012

	2012 \$	2011 \$
<b>GROSS INCOME</b>	7,543,481.15	7,884,659.50
<b>EXPENDITURE</b>		
Wage & Salary Expenses		
Wages & Salaries	4,434,137.35	4,135,106.53
Medical Consultants	16,237.50	56,437.73
Contract Worker	0.00	6,996.98
FBT Paid	165,924.86	204,242.58
Total Wage & Salary Expenses	4,616,299.71	4,402,783.82
Salary Related On Costs		
Leave Loading	52,180.70	56,498.90
Superannuation	397,802.70	361,235.41
Worker's Compensation	87,118.91	43,759.61
Advertising	30,786.02	13,415.00
Leave Adjustments	56,862.60	54,890.78
Other Employer Expenses	980.00	1,225.00
Total Salary Related on Costs	625,730.93	531,024.70
Motor Vehicle Costs		
Vehicle Repairs, Cleaning, Parking	8,222.67	12,748.27
Fuel Expenses	49,062.08	54,724.65
Lease of Vehicle	182,407.96	186,337.51
Motor Vehicle, Insurance, Registration	18,050.06	18,351.19
Total Motor Vehicle Costs	257,742.77	272,161.62
Buildings & Facilities Costs		
Cleaning & Rubbish Removal	40,780.99	20,618.80
Security	6,993.81	972.53
Building Repairs & Maintenance	25,609.93	15,324.09
Consumables & Supplies	705.52	559.27
Rent	19,197.05	19,969.23
Electricity & Rates	40,885.03	53,650.40
Internet & Website	5,963.53	5,352.94
Total Building Costs	140,135.86	116,447.26

WINNUNGA NIMMITYJAH ABORIGINAL HEALTH SERVICES  
(ACT) INCORPORATED

DETAILED STATEMENT OF INCOME  
FOR THE YEAR ENDED 30TH JUNE 2012

	2012 \$	2011 \$
Brought forward	5,639,909.27	5,322,417.40
Equipment		
Computer Software / Other	2,320.23	10,951.75
Equipment	3,706.59	2,307.88
Computer Equipment	2,381.23	3,390.31
Equipment Repairs & Maintenance	10,679.81	5,910.38
Hiring Costs	698.92	2,139.58
Leasing	15,151.42	12,490.92
Computer Support	65,784.07	40,947.33
Total Equipment	100,722.27	78,138.15
Medical Expenses		
Medical Supplies & Fees	39,314.99	24,187.78
Dental - Materials	12,789.14	6,851.36
Waste Removal	6,914.94	7,049.75
Laundry	9,653.32	8,612.98
Medical Practitioner Trainee Salary/Levies	24,578.56	14,535.90
Education Resource Purchases	974.55	0.00
Diabetic Clinic	9,965.76	1,869.84
Resources and Reference Materials	604.35	94.55
Total Medical Expenses	104,795.61	63,202.16
Operation Expenses		
Domestic Supplies	12,470.46	10,512.12
Doubtful Debts Provision	3,000.00	0.00
Stationery & Office Supplies	26,565.69	30,198.01
Sponsorship	19,636.14	20,765.93
Donations	3,834.10	7,250.00
Subscriptions/Membership Fees	10,441.90	19,819.81
Telephone	60,051.68	61,780.95
Postage	3,599.90	1,638.82
Freight	1,515.60	1,320.41
Removals & Storage	17,746.64	14,506.23
Audit Fees	29,090.91	29,000.00
Accounting Fees	18,544.53	13,909.08
Accreditation	15,859.40	5,896.73
Interest & Late Fees	60.91	65.00
Bank Charges and Government Taxes	1,320.28	2,543.57
Directors Fees	24,111.00	29,559.00
Other Director's payments	3,021.61	0.00
Director's Fuel Allowances	3,375.00	0.00
Director's TA	6,154.38	1,887.15
Sub-Total Operation Expenses	260,400.13	250,652.81



WINNUNGA NIMMITYJAH ABORIGINAL HEALTH SERVICES  
(ACT) INCORPORATED

DETAILED STATEMENT OF INCOME  
FOR THE YEAR ENDED 30TH JUNE 2012

	2012 \$	2011 \$
Brought forward	5,845,427.15	5,463,757.71
Operation Expenses (C/fwd)	<u>260,400.13</u>	<u>250,652.81</u>
Catering	2,158.30	1,042.29
Staff Activities	937.39	8,018.96
Insurance	60,845.94	57,180.17
Legal Consultation Fees	739.00	20,893.47
Consultation	337,965.18	191,891.01
Bereavement	56,756.68	6,041.58
Sundry Expenses	11,621.90	13,407.62
Uniforms	<u>6,180.50</u>	<u>19,251.29</u>
Total Operation Expenses	<u>737,605.02</u>	<u>568,379.20</u>
Travel Support & Training		
Accommodation	3,490.64	7,513.67
Conferences & Training	66,077.65	56,764.15
Travel and Meals	62,136.81	34,117.16
Meeting Expenses	<u>6,719.11</u>	<u>11,599.95</u>
Total Training Support & Travel	<u>138,424.21</u>	<u>109,994.93</u>
Workshops & Promotion		
Research Project	0.00	30,692.00
Publicity and Promotions	21,390.62	10,000.00
Promotional Materials/function	118,269.25	49,493.62
Workshops/Client Programs	81,640.31	55,836.92
Cultural Awareness	<u>34.42</u>	<u>951.36</u>
Total Workshops and Promotion	<u>221,334.60</u>	<u>146,973.90</u>

WINNUNGA NIMMITYJAH ABORIGINAL HEALTH SERVICES  
(ACT) INCORPORATED

DETAILED STATEMENT OF INCOME  
FOR THE YEAR ENDED 30TH JUNE 2012

	2012 \$	2011 \$
Brought forward	6,942,790.98	6,289,105.74
Client Assistance		
Brokerage	24,326.25	24,407.55
Clients Travel Costs	6,111.47	3,169.63
Food	71.87	70.00
Client Assistance	2,231.33	1,809.64
Medical - Scripts	26,885.75	25,345.55
Bus/Taxi	<u>18,034.15</u>	<u>11,645.46</u>
Total Client Assistance	<u>77,460.82</u>	<u>66,247.83</u>
Other Expenses		
Renovations - Capital Works	166,695.68	972,577.11
Loss on Disposal of Fixed Assets	0.00	2,960.00
Auspicing Expenses	31,527.63	0.00
Depreciation	131,696.64	122,621.21
Depreciation - Capital Grants	101,965.00	64,048.35
Grants in Deficit Loss Provision	<u>39,853.53</u>	<u>2,706.32</u>
Total Other Expenses	<u>471,738.48</u>	<u>1,164,912.99</u>
TOTAL EXPENSES	<u>7,491,990.28</u>	<u>7,520,266.56</u>
SURPLUS/(DEFICIT) FOR THE YEAR	<u>51,490.87</u>	<u>364,392.94</u>